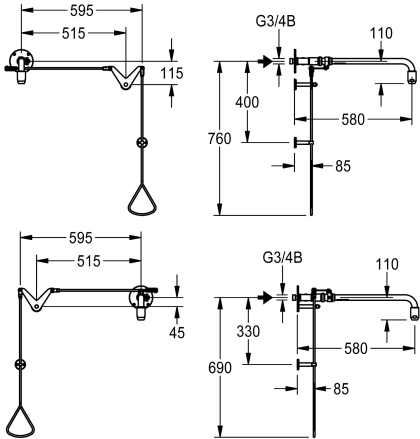



KWC

Emergency shower activated by a pull-rod with water supply from the wall

Modell-Linie: EMERGENCYSHOWERS | FAID0004
Emergency showers | Whole body showers



KWC-No.

2030019057

Pull-rod operated emergency shower, for surface mounting next to doors, with water supply from the wall, valve operation with triangular handle to the right or the left of the exit. Valve with wall bracket and emergency showerhead over the middle of the door. Non-self-closing, the water flow is stopped by pushing up the pull

rod, green EPS coating (RAL 6032), complies with EN 15154, Part 1, includes the "emergency shower" safety symbol on an adhesive label in compliance with ISO 3864, Part 1 and user instructions. Volumetric flow rate approx. 65 l/min at 1 bar pressure, approx. 110 l/min at 3 bar pressure, water connection G 3/4 B.

Technical Data

colour
spout projection
type of connection
type of fitting
volume flow rate at 1 bar
volume flow rate at 3 bar

green
588 mm
wall connection
to doors
1.08 l/s
1.83 l/s

Optional Accessories



Extension for coupling-rod


2030061050
ZFAID0003

Spare Parts

KWC

Emergency shower activated by a pull-rod with water supply from the wall

Modell-Linie: EMERGENCYSHOWERS | FAID0004
Emergency showers | Whole body showers



KWC

Emergency showerhead

2030018810
FAID0001

Safety label emergency shower

2000101152
FAID904