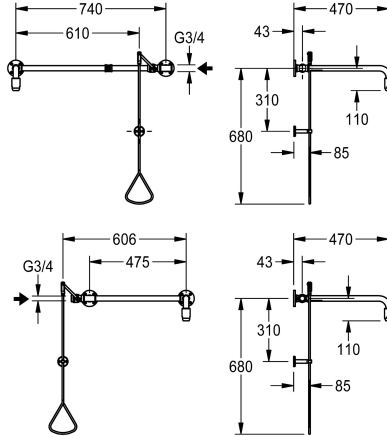



## KWC

Emergency shower activated by a pull-rod with water supply from left or right

Modell-Linie: EMERGENCYSHOWERS | FAID0005

Emergency showers | Whole body showers



### KWC-No.

**2030019066**

Pull-rod operated emergency shower, for surface mounting next to doors, with water supply from left or right, valve operated by triangular handle to the right or the left of the exit. Valve mounted to the side above the door, with wall bracket and emergency shower head over the middle of the door. Non-self-closing, the water flow is stopped by pushing up the pull rod, green EPS coating (RAL 6032),

complies with EN 15154, Part 1, includes the "emergency shower" safety symbol on an adhesive label in compliance with ISO 3864, Part 1 and user instructions. Volumetric flow rate approx. 65 l/min at 1 bar pressure, approx. 110 l/min at 3 bar pressure, water connection G 3/4.

### Technical Data

colour
spout projection
type of connection
type of fitting
volume flow rate at 1 bar
volume flow rate at 3 bar

green
470 mm
pipe connection
to doors
1.08 l/s
1.83 l/s

### Optional Accessories



### Extension for coupling-rod

**2030061050**  
ZFAID0003

### Spare Parts

## KWC

Emergency shower activated by a pull-rod with water supply from left or right

Modell-Linie: EMERGENCYSHOWERS | FAID0005

Emergency showers | Whole body showers




Wall connecting piece

**2000101156**  
ZFAID694



Emergency showerhead

**2030018810**  
FAID0001



Safety label emergency shower

**2000101152**  
FAID904