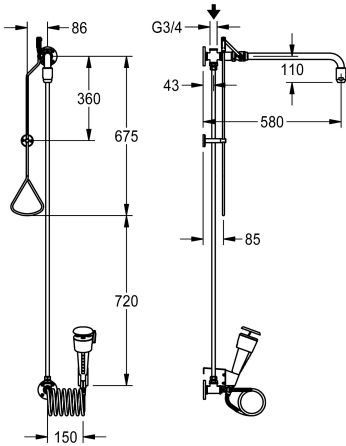
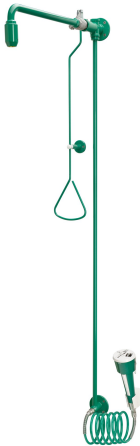


KWC
Emergency combined body shower for water supply from the ceiling

Modell-Linie: EMERGENCYSHOWERS | FAID0010
Emergency showers | Whole body showers



KWC-No.
2030019212

Combined emergency body shower and eye-wash fountain, for surface mounting, for water supply from the ceiling. Can be used independently of each other. Valve operation of shower head by triangular handle, hand shower operated by pressing the white trigger button. Neither function self-closing. Water flow stopped by pushing the pull rod up or, with the eye-wash fountain, by pressing the red water stop button. Wall bracket and emergency shower head. Eye-wash fountain with device for precise positioning, inclined 20° forward, with spiral hose for flexible or stationary use. With an integrated flow regulator for a constant water spray height, return flow inhibitor, grit filter and dust cap with user instructions. Surface

body shower, green EPS coated (RAL 6032), eye-wash fountain, plastic, green with white trigger button. Complies with EN 15154, Parts 1 and 2, includes the "emergency shower" and "eye washing facility" safety symbol on an adhesive label in compliance with ISO 3864, Part 1.
Volumetric flow rate body shower: approx. 65 l/min at 1 bar pressure, approx. 110 l/min at 3 bar pressure
Volume flow rate eye-wash fountain: 9 l/min from 1 bar pressure upwards
Water connection: G 3/4

Optional Accessories



Extension for coupling-rod
2030061050
ZFAID0003

Spare Parts

KWC

Emergency combined body shower for water supply from the ceiling

Modell-Linie: EMERGENCYSHOWERS | FAID0010
Emergency showers | Whole body showers



Emergency showerhead with wall bracket

2030018821
FAID0002



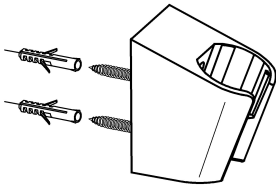
Wall arm

2030018827
ZFAID0001



Emergency showerhead

2030018810
FAID0001




Wall mounting

2000103189
FAID905



Wall connecting piece

2000101156
ZFAID694



KWC

Safety label emergency shower

2000101152
FAID904



KWC

Safety label eye-washing facility

2000101153
FAID903